



Module 5: Role of Medical and Mental Health Practitioners in Investigations

Time: 3:15 p.m. – 4:45 p.m. (1 hour and 30 min)

Training Objectives:

1. Understand the PREA standards applying to medical and mental health care practitioners in the investigative process
2. Describe the steps of the forensic medical exam process
3. Explain the role of victim advocates

Materials Needed:

1. Easel pad and markers
2. PowerPoint® player/machine (laptop computer and LCD projector)
3. Screen or monitor
4. Handout: United States Department of Justice National Standards to Prevent, Detect, and Respond to Prison Rape (2012). Note that both the Prison and Jails Standards and the Juvenile Standards are provided as handouts. Select the set of standards appropriate to the population of your agency.


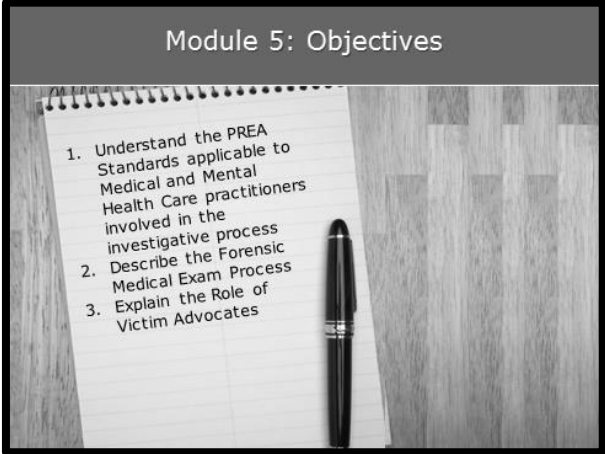


This module was developed by Christine Kregg of Just Detention International and Charma Blount of the Texas Department of Criminal Justice in conjunction with The Moss Group, Inc.

Training Tips:

- The purpose of this module is to educate investigators on the role of medical and mental health staff in the investigative process, and encourage them to collaborate with the appropriate practitioners to enhance communication, victim outcomes, and the investigative process.
- Consider bringing someone from your medical or mental health department to co-present this module and speak to agency policy and practices in the areas discussed in this module. Additionally, the central portion of this module is an in-depth overview of the forensic medical exam process. Consider bringing in a Sexual Assault Nurse Examiner (SANE) or someone from your medical department who has been appropriately trained to present that section of the module.
- Be advised that this module may contain material that utilizes concepts and language that may be upsetting or difficult for some participants. This may include statements referring to genitalia, sexual harassment, sexual abuse, trauma, and suicide. Videos used

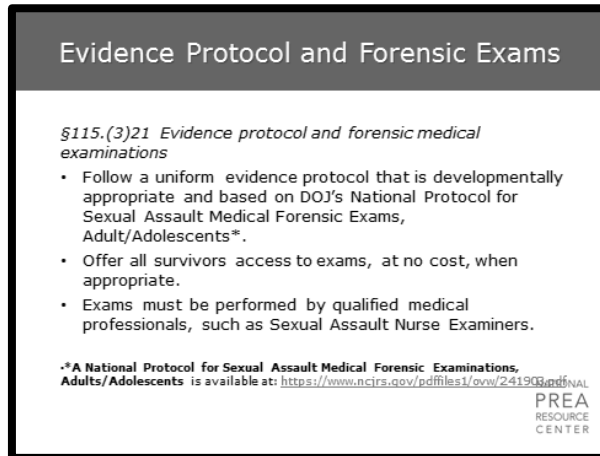
may also contain profanity. Please review all materials prior to using to ensure they are appropriate for use in your agency and make substitutions where needed. You should also consider providing a general notice to participants at the beginning of each training session.

- Please note that this module was developed specifically for facilities that use the Adult Prisons and Jail or Juvenile PREA Standards. Facilities using the Community Confinement or Lockup standards should review all standard references to ensure that the content and language is appropriate for their facility type and inmate/resident population and adjust the material as needed to their specific circumstance.

Time	Lecture Notes	Teaching Tips
1 min	<p style="text-align: center;">Medical and Mental Health Interventions</p> <p>Why is this relevant to investigations? If victims don't have medical/mental health care, they can't cooperate in the investigation. Additionally, your knowledge of what types of care should be provided and your follow-up on this with the victim will build trust.</p>	 <p>Medical and Mental Health Interventions</p>
1 min	<p style="text-align: center;">Training Objectives</p> <div style="text-align: center;">  </div>	 <p>Objectives</p>  <p>Provide participants with a full copy of the PREA standards appropriate to the population of their agency. State that you will only be going over select standards, but you encourage them to review the full set of standards at their convenience.</p> <p>Note that this module does not address all the PREA Standards. It only addresses those standards addressing the role of medical and mental health staff in investigations.</p>

5 min

Evidence Protocol and Forensic Exams



The PREA Standards require that investigations are conducted according to a uniform evidence protocol. The Standards recommend following the protocol in the U.S. Department of Justice's Office on Violence Against Women publication, *A National Protocol for Sexual Assault Medical Forensic Examinations, Adults/Adolescents*.

The purpose behind standard 115.21 is

- To ensure all investigations are conducted using a consistent process, and
- To ensure the process is in line with best practice.



One element of the protocol that is required by the standards is the forensic medical exam. The standards require that all victims of sexual abuse be offered a forensic medical exam and that the exam be free of charge to the victim. Additionally, the standards require that the agency attempt to ensure that the exam be conducted by a Sexual Assault Nurse Examiner (SANE) or a Sexual Assault Forensic Examiner (SAFE) or, short of that, by other qualified medical practitioners.







Evidence Protocol and Forensic Exams



Emphasize that the victim receives these services at no cost, per best practice as recommended through the victim assistance community. Discuss if concerns are raised.



Insert agency policy regarding provision of forensic medical exams.



<p>4 min</p>	<p>Evidence Protocol and Forensic Exams – Access to Advocates</p> <div data-bbox="441 235 1040 688" style="border: 1px solid black; padding: 10px;"> <p style="text-align: center;">Evidence Protocol and Forensic Exams – Access to Advocates</p> <p><i>§115.(3)21(d) Evidence protocol and forensic medical examinations</i></p> <ul style="list-style-type: none"> • Attempt to make available a victim advocate from a rape crisis center (RCC) to provide accompaniment. • If RCC is not available, qualified staff from community organization or agency staff must accompany survivors. • Document efforts to secure services from RCCs. • Can use advocates from government agencies if they are not affiliated with the criminal justice system and provide a comparable level of confidentiality as nongovernmental agencies. <p style="text-align: right; font-size: small;">NATIONAL PREA RESOURCE CENTER</p> </div> <p>The standards also require that victim advocates from rape crisis centers be made available to victims, if possible.</p> <p>Why do we need outside advocates? Outside advocates can be truly independent and impartial since their sole focus is on the well-being of the victim. As a result, they can develop a relationship with the victim that may allow them to provide support that the victim may otherwise be unable to access.</p> <p>If you are unable to access a victim advocate from a Rape Crisis Center, be aware that there are agencies outside of Rape Crisis Centers that can provide victim advocates, including mental health service agencies, drug treatment agencies, and sexual health agencies.</p>	 <p>Evidence Protocol and Forensic Exams</p> <p style="color: red;">Insert agency policy regarding provisions of victim advocates and procedures for investigators to access victim advocates</p>
<p>1 min</p>	<p>Evidence Protocol and Forensic Exams – Access to Advocates</p> <div data-bbox="441 1369 1040 1822" style="border: 1px solid black; padding: 10px;"> <p style="text-align: center;">Specialized Training</p> <p><i>§115.(3)35(a) Specialized training: Medical and mental health care</i></p> <p>Ensure medical and mental health staff are trained in:</p> <ul style="list-style-type: none"> • How to detect and assess for signs of sexual abuse and harassment • How to preserve physical evidence of sexual abuse • How to respond professionally to victims • How and to whom to report allegations or suspicions of sexual abuse or harassment <p style="text-align: right; font-size: small;">NATIONAL PREA RESOURCE CENTER</p> </div>	 <p>Evidence Protocol and Forensic Exams</p>



	<p>The victim advocate may accompany the victim through the entire investigative process, including the interviews. This module will discuss the role of the victim advocate and how their presence can benefit the investigator in more depth later in the module.</p>	
<p>1 min</p>	<p style="text-align: center;">Specialized Training</p> <div style="border: 2px solid black; padding: 10px; margin: 10px auto; width: 80%;"> <p style="text-align: center; background-color: #cccccc; margin: 0;">Specialized Training</p> <p><i>§115.(3)35(a) Specialized training: Medical and mental health care</i></p> <p>Ensure medical and mental health staff are trained in:</p> <ul style="list-style-type: none"> • How to detect and assess for signs of sexual abuse and harassment • How to preserve physical evidence of sexual abuse • How to respond professionally to victims • How and to whom to report allegations or suspicions of sexual abuse or harassment <p style="text-align: right; font-size: small;">NATIONAL PREA RESOURCE CENTER</p> </div> <p>Just as investigators receive specialized training, so do medical/mental health care practitioners. Note that the training requirement is learning how to preserve, not collect, evidence. This is because, ideally, the agency practitioners will not be performing the forensic medical exam in which the evidence is actually conducted.</p>	 <p>Specialized Training</p>
<p>1 min</p>	<p style="text-align: center;">Specialized Training, Cont.</p> <div style="border: 2px solid black; padding: 10px; margin: 10px auto; width: 80%;"> <p style="text-align: center; background-color: #cccccc; margin: 0;">Specialized Training, Cont.</p> <p><i>§115.(3)35(b-d) Specialized training: Medical and mental health care</i></p> <ul style="list-style-type: none"> • Medical staff who perform forensic examinations must receive appropriate training. • Maintain documentation of medical and mental health staff participation in required trainings. • Ensure medical and mental health staff receive appropriate staff, volunteer, or contractor training, in addition to the specialized training described above. <p style="text-align: right; font-size: small;">NATIONAL PREA RESOURCE CENTER</p> </div> <p>However, in the event that external SANEs or SAFEs are not available to perform this task, this standard also includes</p>	 <p>Specialized Training, Cont.</p>

	specialized training for conducting forensic medical exams. Best practice is to conduct the exam outside the agency.	
3 min	<p style="text-align: center;">Access to Outside Confidential Services</p> <div style="border: 2px solid black; padding: 10px; margin: 10px auto; width: 80%;"> <p style="text-align: center; background-color: #cccccc; margin: 0;">Access to Outside Confidential Services</p> <p style="margin: 5px 0;"><i>§115.(3)53(a-b) Inmate/resident access to outside confidential support services</i></p> <ul style="list-style-type: none"> Provide inmates/residents with phone and mail access to rape crisis and/or other victim advocates. Enable reasonable communication in as confidential a manner as possible. Inform inmates/residents of the extent to which this communication is monitored and reports will be filed in accordance with mandatory reporting laws. <p style="text-align: right; font-size: small; margin: 0;">NATIONAL PREA RESOURCE CENTER</p> </div> <p>In addition to making victim advocates available to victims, the standards require outside confidential support services to be made available to all inmates/residents in a facility.</p>	 <p>Access to Outside Confidential Services</p> <p style="color: red;">Insert agency procedures to make access to outside confidential services available to inmates</p>
1 min	<p style="text-align: center;">Access to Outside Confidential Services – Agreements</p> <div style="border: 2px solid black; padding: 10px; margin: 10px auto; width: 80%;"> <p style="text-align: center; background-color: #cccccc; margin: 0;">Access to Outside Confidential Services - Agreements</p> <p style="margin: 5px 0;"><i>§115.(3)53(c) Inmate/resident access to outside confidential support services</i></p> <ul style="list-style-type: none"> Enter into written agreements (MOUs) with outside victim advocates who are able to provide inmates/victims with confidential emotional support. Document attempts to enter into such agreements. <p style="text-align: right; font-size: small; margin: 0;">NATIONAL PREA RESOURCE CENTER</p> </div> <p>If an agency is unable to enter into an MOU with an agency to provide confidential support services, they have to demonstrate the attempt to do so.</p>	 <p>Access to Outside Confidential Services</p>


<p>5 min</p>	<p style="text-align: center;">Coordinated Response</p> <div style="border: 2px solid black; padding: 10px; margin: 10px auto; width: 80%;"> <p style="text-align: center; background-color: #cccccc; margin: 0;">Coordinated Response</p> <p><i>§115.(3)65 Coordinated response</i></p> <ul style="list-style-type: none"> • Develop a written institutional plan to coordinate actions taken among first-responders, medical and mental health staff, investigators, and administrators. <p style="text-align: right; font-size: small;">NATIONAL PREA RESOURCE CENTER</p> </div> <p>Facilities must ensure that a coordinated response procedure has been developed, which clearly defines the responsibilities of first responders, medical and mental health staff, investigators and administrators. Often, this may take the form of a SART (Sexual Assault Response Team).</p>	 <p>Coordinated Response</p> <p style="color: red;">Insert agency policy regarding sexual assault response team members and responsibilities</p>
<p>1 min</p>	<p style="text-align: center;">Access to Emergency Medical and Mental Health Care</p> <div style="border: 2px solid black; padding: 10px; margin: 10px auto; width: 80%;"> <p style="text-align: center; background-color: #cccccc; margin: 0;">Access to Emergency Medical and Mental Health Care</p> <p><i>§115.(3)82(a-b) Access to emergency medical and mental health services</i></p> <ul style="list-style-type: none"> • Provide timely, unimpeded access to emergency medical treatment and crisis intervention services. • If no practitioners are available, first responders protect victims and notify appropriate staff. <p style="text-align: right; font-size: small;">NATIONAL PREA RESOURCE CENTER</p> </div> <p>In particular, the first responder must ensure that these interventions are provided to victims. However, for investigators to know the services offered to victims following a report is important. Appropriate delivery of services will build trust between the victim and the agency, which may lead to more reporting and greater honesty in interviews. Similarly, informative answers to victim’s questions regarding emergency care will aid in relationship-building.</p>	



<p>4 min</p>	<p style="text-align: center;">Access to Emergency Medical and Mental Health Care</p> <div style="border: 2px solid black; padding: 10px; margin: 10px auto; width: 80%;"> <p style="text-align: center; background-color: #cccccc; margin: 0;">Access to Emergency Medical and Mental Health Care</p> <p style="margin: 5px 0;"><i>§115.(3)82(c-d) Access to emergency medical and mental health services</i></p> <ul style="list-style-type: none"> Offer victims information about and timely access to emergency contraception and sexually transmitted infections prophylaxis. Treatment must be provided at no cost to the victim, regardless of whether or not the victim cooperates with the investigation or names the abuser(s). <p style="text-align: right; font-size: small; margin: 0;">NATIONAL PREA RESOURCE CENTER</p> </div> <p>The standards require agencies to offer victims timely access to necessary medical services, including emergency contraception and sexually transmitted infections prophylaxis at no cost and regardless of whether the victim cooperates with the investigation or names his/her abuser. The timely element of this is crucial, especially for prophylaxis and other treatments that only work for a certain period of time.</p>	 <p>Access to Emergency Medical and Mental Health Care</p> <p style="color: red;">Insert agency policy regarding emergency medical services</p>
<p>1 min</p>	<p style="text-align: center;">Access to Ongoing Medical and Mental Health Care</p> <div style="border: 2px solid black; padding: 10px; margin: 10px auto; width: 80%;"> <p style="text-align: center; background-color: #cccccc; margin: 0;">Access to Ongoing Medical and Mental Health Care</p> <p style="margin: 5px 0;"><i>§115.83(a-b) Ongoing medical and mental health care for sexual abuse victims and abusers</i></p> <p>Offer evaluation and treatment to inmates/residents who have been sexually abused, including:</p> <ul style="list-style-type: none"> Follow-up services Treatment plans Referrals for continued care <p style="text-align: right; font-size: small; margin: 0;">NATIONAL PREA RESOURCE CENTER</p> </div> <p>The standards also require agencies to provide ongoing care and referrals, if necessary.</p>	 <p>Access to Ongoing Medical and Mental Health Care</p>




<p>1 min</p>	<p>Access to Ongoing Medical and Mental Health Care, Cont.</p> <div data-bbox="443 237 1040 688" style="border: 1px solid black; padding: 10px;"> <p style="text-align: center;">Access to Ongoing Medical and Mental Health Care</p> <p><i>§115.83(a-b) Ongoing medical and mental health care for sexual abuse victims and abusers</i></p> <p>Offer evaluation and treatment to inmates/residents who have been sexually abused, including:</p> <ul style="list-style-type: none"> •Follow-up services •Treatment plans •Referrals for continued care <p style="text-align: right; font-size: small;">NATIONAL PREA RESOURCE CENTER</p> </div> <p>Ensuring that victims receive timely access to appropriate healthcare can be extremely important in the context of sexually transmitted infections and pregnancy.</p>	 <p>Access to Ongoing Medical and Mental Health Care, Cont.</p>
<p>1 min</p>	<p>Access to Ongoing Medical and Mental Health Care, Cont.</p> <div data-bbox="443 877 1040 1329" style="border: 1px solid black; padding: 10px;"> <p style="text-align: center;">Access to Ongoing Medical and Mental Health Care, Cont.</p> <p><i>§115.(3)83(c-d) Ongoing medical and mental health care for sexual abuse victims and abusers</i></p> <ul style="list-style-type: none"> • Provide treatment at no cost and regardless of whether the inmate names the abuse or cooperates in the investigation. • Within 60 days of learning of an inmate/resident previously perpetrated sexual abuse, prison mental health staff: <ul style="list-style-type: none"> – Conduct a mental health evaluation – Offer treatment, when appropriate <p style="text-align: right; font-size: small;">NATIONAL PREA RESOURCE CENTER</p> </div> <p>In the case of prisons and juvenile facilities, this ongoing care also includes some requirements for providing mental health treatment for abusers. Since the investigator will have contact with the victim and the perpetrator (if identified), the investigator should be sure to make the appropriate notifications to the persons within the agency who are responsible for medical and mental health interventions for both parties.</p>	 <p>Access to Ongoing Medical and Mental Health Care, Cont.</p>



<p>1 min</p>	<p style="text-align: center;">Interpreting the Medical and Mental Health Standards</p> <div style="border: 2px solid black; padding: 10px; margin: 10px auto; width: 80%;"> <p style="text-align: center; background-color: #cccccc; margin: 0;">Access to Ongoing Medical and Mental Health Care, Cont.</p> <p style="text-align: center; margin: 5px 0;"><i>§115.(3)83(c-d) Ongoing medical and mental health care for sexual abuse victims and abusers</i></p> <ul style="list-style-type: none"> • Provide treatment at no cost and regardless of whether the inmate names the abuse or cooperates in the investigation. • Within 60 days of learning of an inmate/resident previously perpetrated sexual abuse, prison mental health staff: <ul style="list-style-type: none"> – Conduct a mental health evaluation – Offer treatment, when appropriate <p style="text-align: right; font-size: small; margin: 0;">NATIONAL PREA RESOURCE CENTER</p> </div> <p>Corrections must offer victims of sexual abuse:</p> <ul style="list-style-type: none"> ● Hospital accompaniment by an advocate ● Emergency and ongoing medical and mental health care ● Forensic evidence collection, as appropriate ● Preventive measures such as pregnancy and HIV/AIDS tests and prophylaxis 	 <p>Interpreting the Medical and Mental Health Standards</p>
<p>1 min</p>	<p style="text-align: center;">Interpreting the Victim Services Standards</p> <div style="border: 2px solid black; padding: 10px; margin: 10px auto; width: 80%;"> <p style="text-align: center; background-color: #cccccc; margin: 0;">Interpreting the Victim Services Standards</p> <p>Corrections must:</p> <ul style="list-style-type: none"> • Provide care in a trauma-informed manner • Develop an institutional coordinated response plan • Enter formal agreements with victim advocates and other service providers • Use a uniform evidence protocol to collect the most usable physical evidence <p style="text-align: right; font-size: small; margin: 0;">NATIONAL PREA RESOURCE CENTER</p> </div> <p>Corrections must:</p> <ul style="list-style-type: none"> ● Provide care in a trauma-informed manner ● Develop an institutional coordinated response plan ● Enter formal agreements with victim advocates and other service providers ● Use a uniform evidence protocol to collect the most usable physical evidence 	 <p>Interpreting the Victim Services Standards</p>

<p>1 min</p>	<p style="text-align: center;">The Forensic Medical Examination</p> <div data-bbox="441 237 1042 688" style="border: 2px solid black; padding: 10px; margin: 10px auto; width: fit-content;"> <p style="text-align: center; background-color: #cccccc; margin: -10px -10px 10px -10px;">The Forensic Medical Examination</p> <p style="text-align: center; font-size: 1.2em; margin: 10px 0 10px 0;">The Forensic Medical Examination</p> <p style="text-align: right; font-size: 0.8em; margin: 10px 0 10px 0;">NATIONAL PREA RESOURCE CENTER</p> </div> <p>It is important for investigators to understand the process of the forensic medical examination, both to ensure that the investigator knows how to access and interpret any collected evidence, and to ensure that any conversation the investigator has with the victim prior to or following the exam is informed by the process. Many victims consider the process of the forensic medical exam to be extremely traumatizing and violating.</p>	<div data-bbox="1192 193 1286 254" style="text-align: center;"> </div> <p style="text-align: center;">The Forensic Medical Examination</p>
<p>2 min</p>	<p style="text-align: center;">Sexual Assault Nurse Examiner</p> <div data-bbox="441 1056 1042 1507" style="border: 2px solid black; padding: 10px; margin: 10px auto; width: fit-content;"> <p style="text-align: center; background-color: #cccccc; margin: -10px -10px 10px -10px;">Sexual Assault Nurse Examiner</p> <p style="text-align: center; margin: 10px 0 10px 0;">A Sexual Assault Nurse Examiner is a Registered Nurse who has been specially trained to provide comprehensive care to sexual abuse patients; who demonstrates competency in conducting a medical forensic examination; and has the ability to be an expert witness.</p> <p style="text-align: right; font-size: 0.8em; margin: 10px 0 10px 0;">NATIONAL PREA RESOURCE CENTER</p> </div> <p>A Sexual Assault Nurse Examiner (SANE) is a registered nurse who has been specially trained to provide comprehensive care to sexual abuse patients; who demonstrates competency in conducting a medical forensic examination; and has the ability to be an expert witness.</p> <p>“Forensic Nurses specialize in caring for victims and perpetrators of violence. They care for the physical, psychological, and social</p>	<div data-bbox="1192 1010 1286 1071" style="text-align: center;"> </div> <p style="text-align: center;">Sexual Assault Nurse Examiner</p>

	<p>trauma that occurs in patients who have been sexually abused. Forensic nurses also have a specialized knowledge of the legal system and collect evidence, provide medical testimony in court, and provide consultation to legal authorities.”</p> <p>IAFN – Texas Chapter</p>	
<p>1 min</p>	<p style="text-align: center;">Forensic Medical Examination</p> <div style="border: 2px solid black; padding: 10px; margin: 10px auto; width: 80%;"> <p style="text-align: center; background-color: #cccccc; margin: 0;">Forensic Medical Examination</p> <p>A sexual assault medical forensic examination is performed by specially trained medical professionals for the purpose of:</p> <ul style="list-style-type: none"> • Evaluation and treatment of trauma • Collection of evidence following a report of sexual abuse by a victim • Treatment of possible exposure to sexually transmitted infections • Referral to counseling and follow-up medical care <p style="text-align: right; font-size: small;">NATIONAL PREA RESOURCE CENTER</p> </div> <p>A forensic medical examination is a medico-legal physical examination to retrieve evidence to support an allegation of sexual abuse for future prosecution. The examination, collection of evidence, and documentation of injury may be necessary either to substantiate an allegation or to help strengthen a case. The goal is to provide interventions that improve the physical and mental health and well-being of sexual abuse survivors – by decreasing the acute and long term effects of the abuse and helping to return the victim to their previous functioning state.</p>	 <p>Forensic Medical Examination</p>

<p>1 min</p>	<p style="text-align: center;">Medical Examination for Sexual Abuse Victim</p> <div style="border: 2px solid black; padding: 10px; margin: 10px auto; width: 80%;"> <p style="text-align: center; background-color: #cccccc; margin: 0;">Medical Examination for Sexual Abuse Victim</p> <p style="margin: 5px 0;">If reported within 96 hours:</p> <ul style="list-style-type: none"> a medical examination of the victim of the sexual abuse for use in the investigation or prosecution of the offense may be requested <p style="text-align: right; font-size: small; margin: 0;">NATIONAL PREA RESOURCE CENTER</p> </div> <p>A victim always has the choice to not undergo an exam.</p>	 <p>Medical Examination for Sexual Assault Victim</p> <p style="color: red;">Check your jurisdiction to establish the correct time frame for this slide. Some jurisdictions limit the timeframe to 72 hours; others have extended the timeline to 120 hours or longer.</p>		
<p>1 min</p>	<p style="text-align: center;">Dual Purpose of the Forensic Exam</p> <div style="border: 2px solid black; padding: 10px; margin: 10px auto; width: 80%;"> <p style="text-align: center; background-color: #cccccc; margin: 0;">Dual Purpose of the Forensic Exam</p> <table style="width: 100%; border: none;"> <tr> <td style="width: 50%; vertical-align: top; padding: 5px;"> <p>Provide victim-centered care Address the needs of inmate(s) /residents who report sexual abuse</p> </td> <td style="width: 50%; vertical-align: top; padding: 5px;"> <p>Investigations Gather evidence to assist the criminal justice process</p> </td> </tr> </table> <p style="text-align: center; margin: 10px 0;">The medical well-being of the patient is the primary objective of the SANE at all times during the examination.</p> <p style="text-align: right; font-size: small; margin: 0;">NATIONAL PREA RESOURCE CENTER</p> </div> <p>The forensic medical exam has two purposes. The primary purpose is to address the medical needs of the victim. The secondary purpose is to assist in investigating the abuse by collecting any evidence that may exist.</p>	<p>Provide victim-centered care Address the needs of inmate(s) /residents who report sexual abuse</p>	<p>Investigations Gather evidence to assist the criminal justice process</p>	 <p>Dual Purpose of the Forensic Exam</p>
<p>Provide victim-centered care Address the needs of inmate(s) /residents who report sexual abuse</p>	<p>Investigations Gather evidence to assist the criminal justice process</p>			

<p>1 min</p>	<p style="text-align: center;">Restraints should not restrict!</p> <div data-bbox="441 237 1042 688" style="border: 2px solid black; padding: 10px; margin: 10px auto; width: fit-content;"> <p style="text-align: center;">Restraints should not restrict!</p>  <p style="text-align: right; font-size: small;">NATIONAL PREA RESOURCE CENTER</p> </div> <p>The Prison Rape Elimination Act of 2003 recommends that medical services provided to incarcerated victims should be no less than the care received by a victim in any health care facility/setting, and PREA standard 115.83 (c) requires provision of community level of care. In a situation of sexual abuse, a victim’s status as an inmate or resident should not detrimentally affect the care they receive.</p>	 <p>Restraints should not restrict</p>
<p>1 min</p>	<p style="text-align: center;">Victim Adaptations</p> <div data-bbox="441 1056 1042 1507" style="border: 2px solid black; padding: 10px; margin: 10px auto; width: fit-content;"> <p style="text-align: center;">Victim Adaptations</p> <ul style="list-style-type: none"> • Age • Gender/gender identity • Disabilities • Culture, ethnicity, religion • Sexual orientation • Victimization history • Abuse by an authority figure • Coping – support available • Consent/assent for exam <p style="text-align: right; font-size: small;">NATIONAL PREA RESOURCE CENTER</p> </div> <p>The examination is adapted as necessary to address the needs and circumstances of the victim – physical and psychological.</p> <p>It is important to avoid making assumptions about the victim and the abuse. Discussions with the victim are framed in such a way that does not assume they are of a specific background. Medical practitioners try to understand their circumstances and tailor the exam process to address their needs and concerns. If</p>	 <p>Victim Adaptations</p>

	<p>possible, this should be true of medical treatment within the victim’s facility as well as at external hospitals or clinics.</p>	
<p>1 min</p>	<p style="text-align: center;">What does a sexual assault forensic medical examination entail?</p> <div style="border: 2px solid black; padding: 10px; margin: 10px auto; width: 80%;"> <p style="text-align: center; background-color: #cccccc; margin: 0;">What does a sexual assault forensic medical examination entail?</p> <ul style="list-style-type: none"> Collect medical forensic history from the patient Head-to-toe examination to look for signs of trauma Detailed Ano-Genital Exam to assess for trauma Collection of forensic evidence <p style="text-align: right; font-size: small; margin: 0;">NATIONAL PREA RESOURCE CENTER</p> </div> <p>It is important to prepare the victim prior to beginning any procedure. This also aids in restoring the victim’s physiological and emotional sense of predictability and control over what’s happening.</p> <p>Once consent is obtained from the patient, a medical history is taken to determine injuries and appropriate medical treatment. The next step is a head-to-toe examination, including the anogenital area, in order for the SANE to document trauma to any part of the body. Lastly, a collection of forensic evidence is done.</p>	 <p>What does a sexual assault forensic medical examination entail?</p>
<p>5 min</p>	<p style="text-align: center;">First Steps</p> <div style="border: 2px solid black; padding: 10px; margin: 10px auto; width: 80%;"> <p style="text-align: center; background-color: #cccccc; margin: 0;">First Steps</p> <p style="text-align: center; margin: 10px 0;">Step 1: Affidavit – Giving Consent Patient Information</p> <p style="text-align: center; margin: 10px 0;">Step 2a: History of Assault</p> <p style="text-align: center; margin: 10px 0;">Step 2b: Medical History</p> <p style="text-align: right; font-size: small; margin: 0;">NATIONAL PREA RESOURCE CENTER</p> </div>	 <p>First Steps</p>

Once it has been decided that a sexual assault kit will be utilized, the seals are broken, and the kit opened. This is the first step in the chain-of-custody.

Step 1: Giving consent. The victim (or guardian) MUST give consent for this examination. In extenuating circumstances where consent cannot be obtained (such as unconsciousness or impairment) a next-of-kin may be contacted for consent (with witnesses) and/or a court-order may be necessary.

Step 2a: History of assault. A more detailed description of the assault. The “who, what, when, where, how” of forensics. Was the perpetrator known? Were there threats? Did the victim fight? Did ejaculation occur? What positions was the victim forced into? Is there any area where biological evidence may be found?

Edmond Locards’ Principle of forensics states that: “With contact between two items, there will be an exchange.” That’s what the forensic exam is after – the exchange...the evidence. Our forensic field: the victims’ body.

Step 2b: A complete medical history of the victim. This includes: past surgeries/injuries; pregnancies; and any existing conditions or communicable diseases.

2 min

Step 3: Clothing Collection



Step 3

A head-to-toe assessment is completed on all exposed areas of the body to get as much evidence as possible prior to having the victim disrobe. All injuries are documented:

- Type (such as bruises, lacerations/cuts, abrasions, scratches, etc.)
- Location
- Size (measurement of injury in length & width) and color
- A collection of any foreign debris/object not normally found on the body (such as: grass, twigs, sand, dirt)

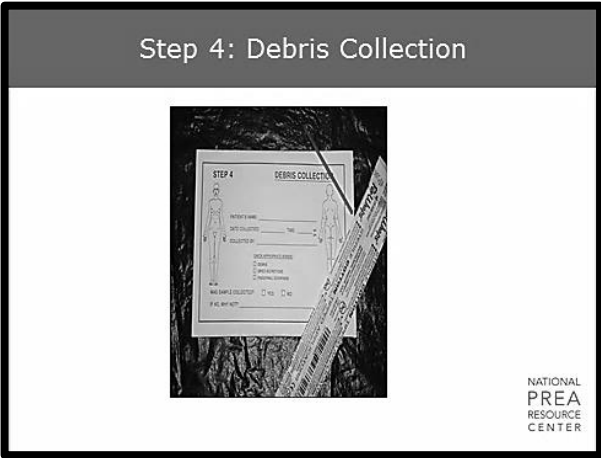
Once the head-to-toe assessment is completed and any evidence found has been collected:

1. The victim is asked to stand on a paper sheet provided in the kit and to disrobe.
2. Clothing is removed and placed upon the paper sheet.
3. Once undressed, the victim is provided a sheet and assisted onto the exam table and/or chair.
4. The clothing is examined for any tears, stains, or blood. If any are found, they are marked appropriately.
5. Each article is bagged separately in paper bags and labeled with identifiers, along with the date and time of examination/collection.

Facilities should be aware that the victim’s clothing will be collected as evidence, and bring a change of clothing with the victim to replace the collected clothing.





1 min

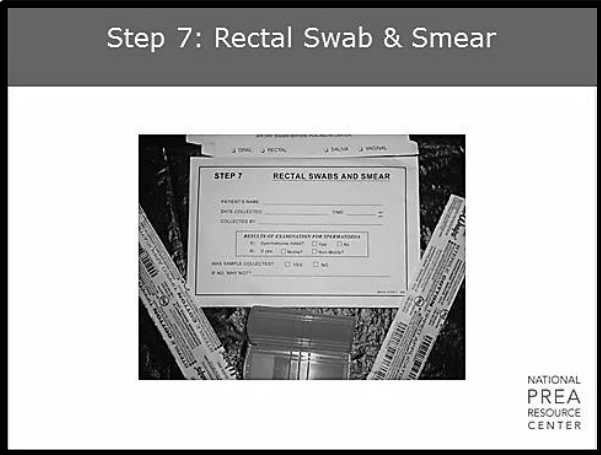



Step 4: Debris Collection



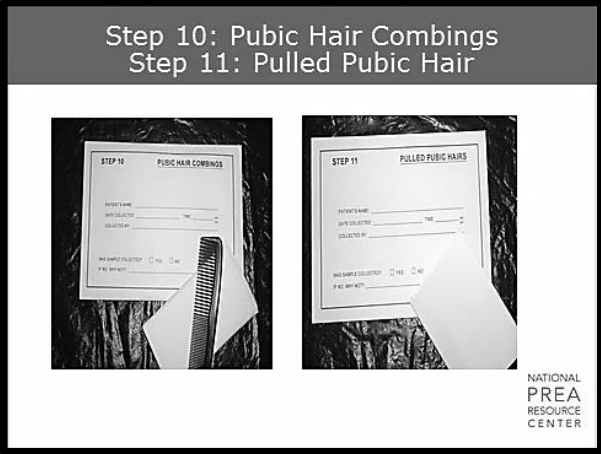






Step 4

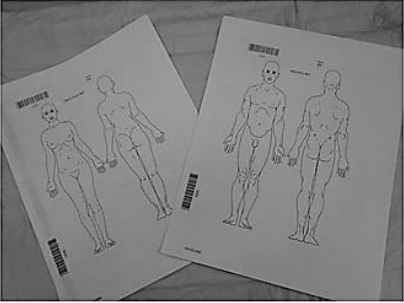


Once the victim has disrobed, any foreign objects that are found on the body during the examination will be placed in this





	<p>envelope. If fingernail scrapings and clippings are obtained, each hand is done separately and labeled accordingly.</p>	
<p>1 min</p>	<p style="text-align: center;">Step 5: Oral Swabs & Smears</p> <div data-bbox="441 327 1042 781" style="border: 2px solid black; padding: 10px; margin: 10px auto; width: fit-content;"> <p style="text-align: center; background-color: #cccccc; margin: -10px -10px 10px -10px;">Step 5: Oral Swabs & Smears</p>  </div> <p>After oral inspection and documentation of injuries, swabs are obtained for DNA and ACP (prostatic acid phosphatase, which is found naturally in both men and women – with higher concentration found in semen). Swabs are done by briskly rubbing the inside of both cheeks (buccal area) for several seconds. Then a smear is made on the glass slide for microscopic examination. Oral swabs can be just as important as vaginal or rectal swabs.</p>	<div style="text-align: center;">  Step 5 </div>
<p>1 min</p>	<p style="text-align: center;">Step 6A: Vaginal Swabs & Smears Step 6B: Penile Swabs and Smears</p> <div data-bbox="441 1278 1042 1732" style="border: 2px solid black; padding: 10px; margin: 10px auto; width: fit-content;"> <p style="text-align: center; background-color: #cccccc; margin: -10px -10px 10px -10px;">Step 6A: Vaginal Swabs & Smears Step 6B: Penile Swabs & Smears</p>  </div> <p>A detailed genital trauma assessment is performed. Inspection of the genitalia prior to collection of evidence is of utmost</p>	<div style="text-align: center;">  Step 6 </div>





	<p>importance in order to note any injuries and to document all findings on the appropriate diagram.</p> <p>For the male victim, the presence of saliva on the penis could indicate that oral-genital contact was made; feces or lubricant (such as saliva, grease, oil, etc.) may be found if rectal penetration occurred.</p>	
<p>1 min</p>	<p style="text-align: center;">Step 7: Rectal Swab & Smear</p> <div style="text-align: center;">  </div> <p>Any and all injuries are noted. Any tears, bruising, etc., color, measurement in centimeters, and location are documented. Swabs are obtained from around and in the anal opening, and a smear is made on the glass slide.</p>	<p style="text-align: center;">  Step 7 </p>
<p>1 min</p>	<p style="text-align: center;">Step 8: Head Hair Combings</p> <div style="text-align: center;">  </div> <p>During sexual abuse, hairs may be transferred from one individual to the person or clothing of another. These hairs can be microscopically compared to known hair samples from both the victim and suspect to determine the origin.</p>	<p style="text-align: center;">  Step 8 </p>



	<p>Head and pubic hair are the only hairs on the body that have enough individual characteristics for analysis. Delaying the collection of hair samples of the victim may adversely affect comparisons.</p>	
<p>1 min</p>	<p style="text-align: center;">Step 9: Pulled Head Hairs</p> <div style="text-align: center;">  </div> <p>Although DNA is much more reliable from good buccal swabs, pulled hair is still recommended for hair comparisons. Cuttings of hair without the root are of little forensic use. At this time forensic examiners typically comb for foreign hairs and pull known hairs from the victim to provide the best samples for comparative studies.</p>	<p style="text-align: center;">  Step 9 </p>
<p>1 min</p>	<p style="text-align: center;">Step 10: Pubic Hair Combing Step 11: Pulled Pubic Hair</p> <div style="text-align: center;">  </div> <p>Biological evidence (such as: blood, semen, saliva) may be found in the matted hair.</p>	<p style="text-align: center;">  Step 10, Step 11 </p>



<p>1 min</p>	<p style="text-align: center;">Step 12: Blood Sample Step 13: Saliva Sample</p> <div style="border: 1px solid black; padding: 10px; text-align: center;"> <p>Step 12: Blood Sample Step 13: Saliva Sample</p> YES <input type="checkbox"/> NO'. At the bottom right of the box, it says 'NATIONAL PREA RESOURCE CENTER'. Above the box, there are icons for 'ORAL', 'RECTAL', 'SALIVA', and 'VAGINAL'." data-bbox="273 136 641 351"/> </div> <p>Saliva can also be used for ABO blood typing of the attacker. About 80% of individuals can be genetically typed from this marker.</p>	<p style="text-align: center;"> Step 12, Step 13</p>
<p>1 min</p>	<p style="text-align: center;">Final Steps</p> <div style="border: 1px solid black; padding: 10px;"> <p style="text-align: center;">Final Steps</p> <ul style="list-style-type: none"> • Police evidence seals are affixed where indicated on box-top, dated & initialed by examiner. • ALL information requested on kit box-top under "For Hospital Personnel" is to be filled out. • The Biohazard label is affixed where indicated.  </div> <p>After ensuring that all envelopes, boxes, slides, blood tubes, paper bags, etc. are properly labeled and tape securely, the evidence is placed into the box and the box is sealed. Once sealed, it cannot be reopened.</p> <p>Tampering with Evidence is a felony!</p>	<p style="text-align: center;"> Final Steps</p>



<p>2 min</p>	<p style="text-align: center;">Documentation</p> <div data-bbox="441 237 1042 688" style="border: 2px solid black; padding: 10px; margin: 10px auto; width: fit-content;"> <p style="text-align: center;">Documentation</p>  <p style="text-align: right; font-size: small;">NATIONAL PREA RESOURCE CENTER</p> </div> <p>This page includes the male and female anatomy and all injuries should be documented on the appropriate chart. This is the victim's information sheet.</p> <p>The following are documented on this sheet:</p> <ul style="list-style-type: none"> • Medications and/or treatment that were given and/or ordered • Tests that were performed, such as lab work and specimen collection for STIs • Contact information for follow-up care, including the victim's practitioner and mental health services provider 	<div data-bbox="1192 195 1286 254" style="text-align: center;">  </div> <p style="text-align: center;">Documentation</p>
<p>1 min</p>	<p style="text-align: center;">Remember!</p> <div data-bbox="441 1234 1042 1686" style="border: 2px solid black; padding: 10px; margin: 10px auto; width: fit-content;"> <p style="text-align: center;">Remember!</p> <p style="text-align: center;">It is important to always remember that the absence of injuries does not mean that sex was consensual or that the sexual abuse did not occur.</p> <p style="text-align: right; font-size: small;">NATIONAL PREA RESOURCE CENTER</p> </div> <p>It is important to always remember that the absence of injuries does not mean that sex was consensual or that the sexual abuse did not occur.</p>	<div data-bbox="1192 1188 1286 1247" style="text-align: center;">  </div> <p style="text-align: center;">Remember!</p>

	<p>The presence or absence of physical evidence does not prove whether a person has been sexually abused. Rather, the examination may provide supportive evidence to be used during legal proceedings. Documentation is a form of communication to other professionals working on the case. In a case hearing, one must be able to define every word that is documented!</p>	
<p>3 min</p>	<p style="text-align: center;">Access to Victim Advocates</p> <div style="border: 1px solid black; padding: 10px; margin: 10px auto; width: 80%;"> <p style="text-align: center; background-color: #cccccc; margin: 0;">Access to Victim Advocates</p> <ul style="list-style-type: none"> Survivors need and deserve access to rape crisis services. PREA standards require agencies to attempt to make a victim advocate available to survivors. Access to advocates may also be required by federal and state laws. <div style="display: flex; align-items: center; justify-content: center;">  <div style="margin-left: 10px; font-size: 8px;"> <p>Members of JDI's Survivor Council in Washington, DC</p> <p>NATIONAL PREA RESOURCE CENTER</p> </div> </div> </div> <p>Why are victim advocates necessary? Sexual abuse in custody takes a considerable toll on survivors, their loved ones, detention facilities, and the community.</p> <p>Inmate/resident survivors need and deserve rape crisis advocacy services, and most practitioners are not trained in rape trauma services, including trauma and rape crisis counseling. Additionally, some states require these services by law.</p>	 <p>Access to Victim Advocates</p>
<p>1 min</p>	<p style="text-align: center;">The Rape Crisis Model</p> <div style="border: 1px solid black; padding: 10px; margin: 10px auto; width: 80%;"> <p style="text-align: center; background-color: #cccccc; margin: 0;">The Rape Crisis Model</p> <ul style="list-style-type: none"> Survivor-centered Goal is empowerment Focus on managing immediate trauma symptoms and assisting the survivor to regain control and to heal A problem-solving, non-directive approach <div style="display: flex; align-items: center; justify-content: center; margin-top: 10px;">  </div> </div> <ul style="list-style-type: none"> Survivor-centered 	 <p>The Rape Crisis Model</p>

	<ul style="list-style-type: none"> ● Goal is empowerment ● Focus on managing immediate trauma symptoms and assisting the survivor to regain control and to heal ● A problem-solving, non-directive approach <p>This model has shown to be effective for all survivors.</p>	
<p>1 min</p>	<p style="text-align: center;">The Role of the Victim Advocate</p> <div style="border: 1px solid black; padding: 10px;"> <p style="text-align: center;">The Role of the Victim Advocate</p> <p>A victim advocate can:</p> <ul style="list-style-type: none"> • Accompany survivors through the response process, including the forensic exam and investigation • Provide survivors with crisis intervention and ongoing support • Serve as a source of information about the process  <p style="font-size: small; text-align: center;"><i>Associate Warden, Victim Advocate, and former Investigative Lieutenant (Left to Right) at California Correctional Institution, Tehachapi.</i></p> <p style="text-align: right; font-size: x-small;">NATIONAL PREA RESOURCE CENTER</p> </div> <p>What is the role of victim advocates? Support. They can assist in getting consent and providing explanations. They can be staff or volunteers and may or may not be on-call all the time. Either way, they go through extensive training and are certified.</p>	 <p>The Role of the Victim Advocate</p>
<p>5 min</p>	<p style="text-align: center;">Unique Role of the Victim Advocate</p> <div style="border: 1px solid black; padding: 10px;"> <p style="text-align: center;">Unique Role of Victim Advocates</p> <ul style="list-style-type: none"> • Sole focus is on survivors' safety and well-being • Can maintain confidentiality • Available at any time - typically 24 hours/day  <p style="font-size: x-small; text-align: center;"><i>JDI Survivor Council member Frank Mendoza talking with an advocate.</i></p> <p style="text-align: right; font-size: x-small;">NATIONAL PREA RESOURCE CENTER</p> </div> <p>The victim advocate is unique in that their sole focus is on the safety and well-being of the victim. As a result, they can maintain confidentiality and be available to the victim throughout the day.</p>	 <p>Unique Role of Victim Advocates</p> <p>Ask the class to do an exercise with the intention of shocking participants rather than actually having them perform the exercise. Ask them to write down all the details of their last sexual encounter, and then pass it to their neighbor.</p> <p>Emphasize that we're asking</p>

		survivors to do this multiple times, and their last sexual encounter was painful and unwanted.												
1 min	<p style="text-align: center;">Rape Crisis Model</p> <div style="text-align: center; border: 2px solid black; padding: 10px;"> <p style="background-color: #555; color: white; padding: 5px; margin: 0;">Rape Crisis Services</p> <table border="1" style="width: 100%; border-collapse: collapse; text-align: center;"> <thead> <tr> <th style="padding: 5px;">Acute Care</th> <th style="padding: 5px;">Follow-Up Care</th> <th style="padding: 5px;">Longer-Term Care</th> </tr> </thead> <tbody> <tr> <td style="padding: 5px;">Crisis Intervention</td> <td style="padding: 5px;">Short-Term Counseling</td> <td style="padding: 5px;">Counseling Referrals</td> </tr> <tr> <td style="padding: 5px;">Hospital Accompaniment</td> <td style="padding: 5px;">Legal Advocacy</td> <td style="padding: 5px;">Groups</td> </tr> <tr> <td style="padding: 5px;">Psycho-Educational Approach</td> <td style="padding: 5px;">Safety Planning</td> <td style="padding: 5px;">Opportunities for Activism</td> </tr> </tbody> </table> <p style="font-size: small; margin-top: 10px;">NATIONAL PREA RESOURCE CENTER</p> </div> <p>Rape crisis services fall into one of three categories: acute care, follow-up care, and longer-term care. Your interactions with the victim advocate will be during the acute and follow-up care stages.</p>	Acute Care	Follow-Up Care	Longer-Term Care	Crisis Intervention	Short-Term Counseling	Counseling Referrals	Hospital Accompaniment	Legal Advocacy	Groups	Psycho-Educational Approach	Safety Planning	Opportunities for Activism	 <p>Rape Crisis Services</p>
Acute Care	Follow-Up Care	Longer-Term Care												
Crisis Intervention	Short-Term Counseling	Counseling Referrals												
Hospital Accompaniment	Legal Advocacy	Groups												
Psycho-Educational Approach	Safety Planning	Opportunities for Activism												
1 min	<p style="text-align: center;">Role of the Advocate During the Forensic Exam</p> <div style="text-align: center; border: 2px solid black; padding: 10px;"> <p style="background-color: #555; color: white; padding: 5px; margin: 0;">Role of the Advocate During the Forensic Exam</p> <ul style="list-style-type: none"> Accompany survivors during the exam process. Provide emotional support and information. Advocate a survivor's comfort and privacy during the exam. Inform the survivor of his or her rights regarding the medical forensic exam. <p style="font-size: small; margin-top: 10px;">NATIONAL PREA RESOURCE CENTER</p> </div> <p>A victim advocate is supposed to be both informed and open-minded. They align themselves with the survivors and inform them of their rights.</p> <p>Additionally, they will negotiate the survivors' privacy and comfort during interviews and exams.</p>	 <p>Role of the Advocate During the Forensic Exam</p>												

<p>1 min</p>	<p style="text-align: center;">Role of the Advocate in Providing Ongoing Care</p> <div style="border: 2px solid black; padding: 10px; margin: 10px auto; width: 80%;"> <p style="text-align: center; background-color: #cccccc; margin: 0;">Role of the Advocate in Providing Ongoing Care</p> <ul style="list-style-type: none"> May be able to provide follow-up services via phone, by mail, or in-person Can assist survivors' in their healing to manage the long-term impact of trauma and to participate in the investigative process Services are usually free and confidential <p style="text-align: right; font-size: small; margin: 0;">NATIONAL PREA RESOURCE CENTER</p> </div> <p>Victim advocates will remain in contact with the victim to assist in managing the long-term impact of trauma and to allow the victim to participate more fully in the investigative process.</p>	 <p>Role of the Advocate in Providing Ongoing Care</p>
<p>5 min</p>	<p style="text-align: center;">Victim Advocates and Confidentiality</p> <div style="border: 2px solid black; padding: 10px; margin: 10px auto; width: 80%;"> <p style="text-align: center; background-color: #cccccc; margin: 0;">Victim Advocates and Confidentiality</p> <ul style="list-style-type: none"> In some states, advocates are legally required to keep client information confidential. They may be bound by professional ethics and legal standards of licensing bodies. Advocates cannot disclose information, including names of perpetrators to the facility. Advocates give survivors the tools they need to make their own decisions. <p style="text-align: right; font-size: small; margin: 0;">NATIONAL PREA RESOURCE CENTER</p> </div> <p>States vary in the legal requirements that exist around victim advocates, but many have specific educational requirements. In general, though, do not ask advocates to disclose information from their conversations with victims.</p>	 <p>Victim Advocates and Confidentiality</p> <p style="color: red;">Insert information on agency victim advocate role and services here</p>

<p>5 min</p>	<p style="text-align: center;">The Benefits of Advocates</p> <div style="border: 2px solid black; padding: 10px; margin: 10px auto; width: 80%;"> <p style="text-align: center; background-color: #cccccc; margin: 0;">The Benefits of Advocates</p> <p>Advocates reduce survivors' trauma and improve investigations in the following ways:</p> <ul style="list-style-type: none"> • Advocates increase survivors' wellness and help them to cope with the trauma of the sexual abuse. • Survivors are likely to feel more comfortable with the investigation if they have an advocate. • Survivors who feel comfortable and supported are more likely to participate in the investigative process, which increases the likelihood of a successful investigation. <p style="text-align: right; font-size: small;">NATIONAL PREA RESOURCE CENTER</p> </div> <p>To reiterate, investigators should view victim advocates as potential partners who can benefit the investigative process and make the investigator's job easier.</p>	<p style="text-align: center;"> The Benefits of Advocates</p>
	<p>Questions?</p>	<p style="text-align: center;"></p>